

# Play the Ukulele



Featuring 14  
songs that can  
be played with  
four chords or  
less!

## With Duck and Friends

By Jack Kohler





**For Annabelle, Robbie, and Allison.**

© Copyright 2018 by Jack Kohler

All rights reserved.

This book, or parts thereof, may not be reproduced  
in any form without permission in writing from the publisher,  
Make Your Nest Publishing  
[www.makeyournest.com](http://www.makeyournest.com)

All original songs are property of the author.

A special thanks to George Rothacker for his invaluable help in preparing the book for printing.

Thanks, also, to William Ernestburg for his input on Join Me In Hawaii.

As always, thank you Wayd Emma, Jordan Brown, and Marcellus Brown for your continued love and support.

Illustrations executed in collage, pencil, and digital drawing.  
Text set in Hobo Standard.

ISBN: 978-0-578-41991-6

## **Table of Contents**

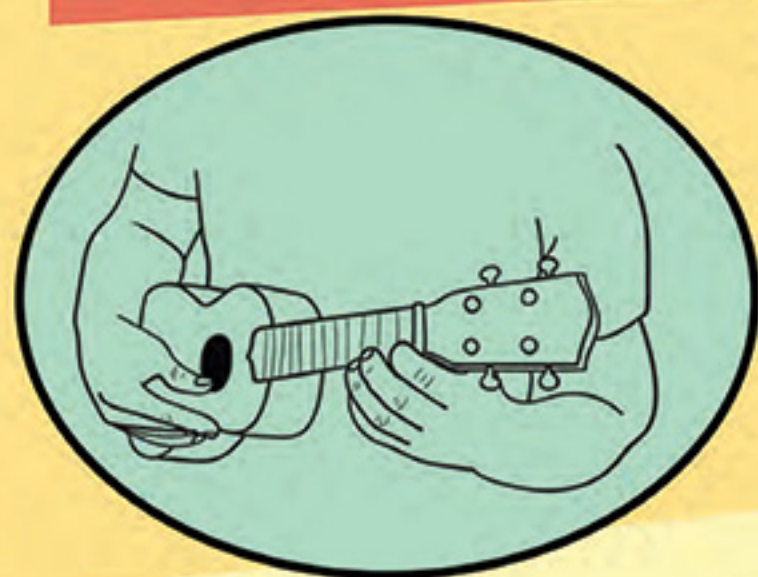
---

- Instructional Pages	1-4
- Row, Row, Row Your Boat	5-6
- Shoo Fly	7-8
- The Itsy Bitsy Spider	9-10
- Frère Jacques	11-12
- The Wheels On The Bus	13-14
- Snap Went The Trap	15-16
- The Crawdad Song	17-18
- Twinkle Twinkle Little Star	19-20
- Join Me In Hawaii	21-22
- The Creepy Song	23-24
- The Pirates In Pajamas	25-26
- Me Me In A Muumuu	27-28
- Alk-tay O-tay E-may In Pig Latin	29-30
- The Pillbug Races	31-32



# How To Hold Your Ukulele

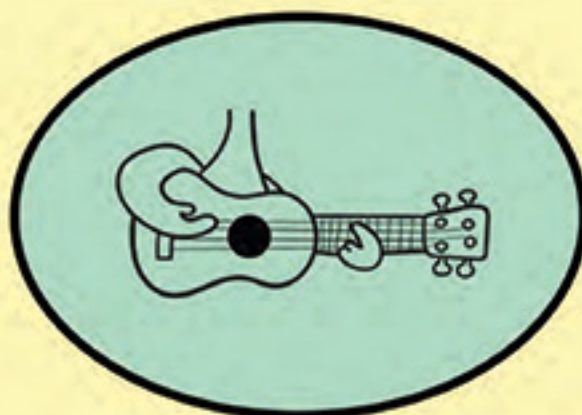
If You're A Human:



Hold your ukulele flat against you. Strum with the cushion of your thumb.


If You're A Duck:

Hold your ukulele flat against your plumage. Strum with the tip of your wing.



Strum all four strings when playing a chord

## The Strings on a ukulele

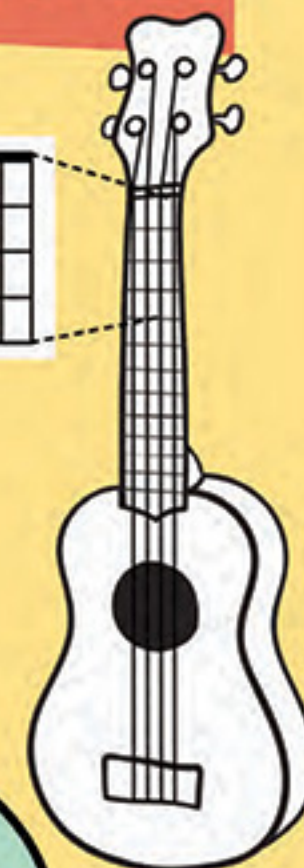


# How To Make The Chords

This is a tab:



Think of a tab as showing the first four frets of your ukulele.

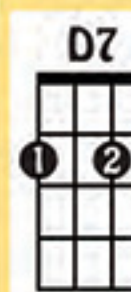
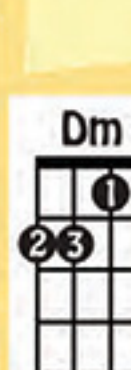
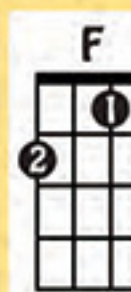


Tabs help us see where to press each finger when making a chord.

A dot on a string means press here. The number in the dot tells you which finger to press with.



These are the chords you will need to know to play the songs in this book:





## Getting Started

### Tuning:

We will use standard tuning to play the songs in this book.

It's important that your ukulele be in tune or the chords just won't sound right.

### Standard Tuning:

4th string: G  
3rd string: C  
2nd string: E  
1st string: A



Tuning Pegs: turn these clockwise or counterclockwise to tune each string.

You can tune your ukulele using any of the following:

- a clip-on tuner (available at your local music store)
- another instrument (such as a piano)
- an online tuner

## Playing the Songs

Let's use Row, Row, Row Your Boat as an example.

You only need to know two chords to play this song: C and G7!

### Row, Row, Row Your Boat

The letters over the words show you what chord to play.

C C  
Row, row, row your boat  
C C  
Gently down the stream.  
C C  
Merrily, merrily, merrily, merrily  
G7 C  
Life is but a dream.

As you sing, when you get to that word, strum the indicated chord once.

Hint: If you see a chord after a line of words, it means strum that chord one more time before going to the next line.





## Row, Row, Row Your Boat

<sup>C</sup>                      <sup>C</sup>  
Row, row, row your boat


<sup>C</sup>                      <sup>C</sup>  
Gently down the stream.

<sup>C</sup>                      <sup>C</sup>  
Merrily, merrily, merrily, merrily

<sup>G7</sup>                      <sup>C</sup>  
Life is but a dream.







### Shoo Fly

C C G7 G7  
Shoo fly, don't bother me.

G7 G7 C C  
Shoo fly, don't bother me.

C C G7 G7  
Shoo fly, don't bother me,

G7 G7 C C  
For I belong to somebody!

C C C C C C G7 G7  
I feel, I feel, I feel like a morning star.

G7 G7 G7 G7 G7 G7 C C  
I feel, I feel, I feel like a morning star.





### The Itsy Bitsy Spider

<sup>C</sup>                      <sup>C</sup>                      <sup>G7</sup>                      <sup>C</sup>  
The itsy bitsy spider went up the water spout.  
<sup>C</sup>                      <sup>C</sup>                      <sup>G7</sup>                      <sup>C</sup>  
Down came the rain and washed the spider out.  
<sup>C</sup>                      <sup>C</sup>                      <sup>G7</sup>                      <sup>C</sup>  
Out came the sun and dried up all the rain,  
<sup>C</sup>                      <sup>C</sup>                      <sup>G7</sup>                      <sup>C</sup>  
so the itsy bitsy spider went up the spout again.





### Frère Jacques

Frère Jacques, Frère Jacques,  
Dormez-vous? Dormez-vous?  
Sonnez les matines, sonnez les matines.  
Ding ding dong. Ding ding dong.

### English Version:

<sup>C</sup>Are you sleeping, <sup>C</sup>are you sleeping,  
<sup>C</sup>Brother John? <sup>C</sup>Brother John?  
<sup>G7</sup>Morning bells are <sup>C</sup>ringing.  
<sup>G7</sup>Morning bells are <sup>C</sup>ringing.  
<sup>G7</sup>Ding ding dong. <sup>C</sup>Ding ding dong.



The book continues with  
10 more songs - many are  
Jack Kohler originals.



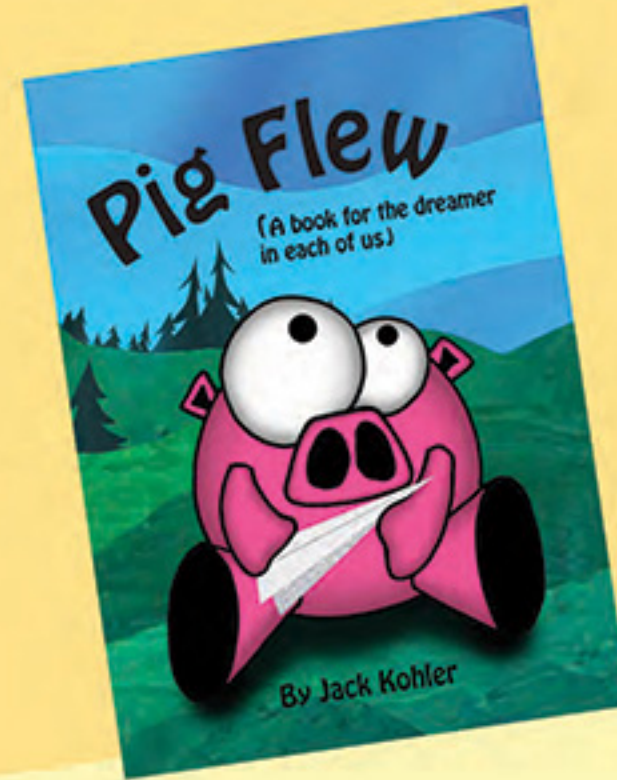
For play-along videos of  
Jack's songs, please visit:

[www.jackkohler.org](http://www.jackkohler.org)

## Other books by Jack Kohler:



The bear said, "Grrr", the horse said, "Neigh", the pig said, "Oink", the chicken said, "Cluck", and the duck said..."Baaa"??? How will the barnyard animals deal with a duck that's just a little bit...odd? Will any of them find a way to explain to Duck that he's making the "wrong" sound? The Duck Said Baaaa is a springboard to conversations about how we react to those who are different from us and, ultimately, learning to react with love.



Everyone knows that pigs can't fly. Or can they? Pig Flew is the tale of a pig who won't be dissuaded. It's a tale of perseverance, empowerment, and working towards a goal. No one is going to keep this pig down!

A long time fan of rhyming books, Jack decided to use this style in Bitsy Blew A Bubble.

Bitsy, an African big-headed mole rat, starts her adventure by blowing a bubble, then follows the bubble's billowing path making new friends along the way. Before long she has a whole cast of characters following the bubble alongside her. What will they do when the bubble pops? Blow another bubble, of course!

